

ECO Science Foundation (ECOSF) and the ECO Region

10 Member States with Good Natural Resources



Aims and Objectives of ECOSF

ECOSF aims to promote S&T research with an end goal to raise socio-economic standing of 10 member states. ECOSF serves as a platform to build a reservoir of highly skilled SETI human resource to carry out S&T research of applied nature and related activities among its member states in collaboration with International, Regional and National Organizations.

ECOSF strives to strengthen the science base of future generations and the region's economy; thus it contributes towards promotion of STEM education through IBSE pedagogy in the region.

ECOSF engages youth in all its activities and integrates gender perspective in policies, plans and actions directed towards socio-economic development in line with UN SDGs and the ECO Vision 2025.

Key Objectives of ECOSF

ECO Science Foundation pursues its goal of promoting STEM and SETI for sustainable development and economic growth in the ECO region through the following key objectives:

- Development of **Human Resource** Capacity for science, technology and innovation as well as science education in the ECO region.
- Strengthening **Institutional Capacity** in scientific research and technological development among its members.
- Scientific, Technological and Research **Collaboration and Cooperation** among its member states and the developed world.
- Exchange (**Dissemination**) of Information on Scientific and Technological Research and Development through workshops, conferences and meetings etc.

Out-of-School Children- Both sexes

(adolescents, youth of primary & secondary school age)

Indicator		Out-of-school children, adolescents and youth of primary and secondary school age, both sexes (number)						
Time		2013	2014	2015	2016	2017	2018	2019
Country								
Afghanistan	
Azerbaijan								
Iran (Islamic Republic of)		94,224	86,914	68,139	32,589	..
Kazakhstan		1,398,155	1,311,640	..	1,089,876	1,028,471
Kyrgyzstan		18,181
Pakistan		..	116,184	105,271	90,357	83,937	72,650	..
Tajikistan		26,748,063	..	22,328,620	20,703,757	21,014,202	19,564,817	..
Turkey	
Turkmenistan		1,380,516	1,320,493	1,509,435	1,702,777	1,538,018
Uzbekistan	
		542,572	514,506	468,185	413,863	377,242

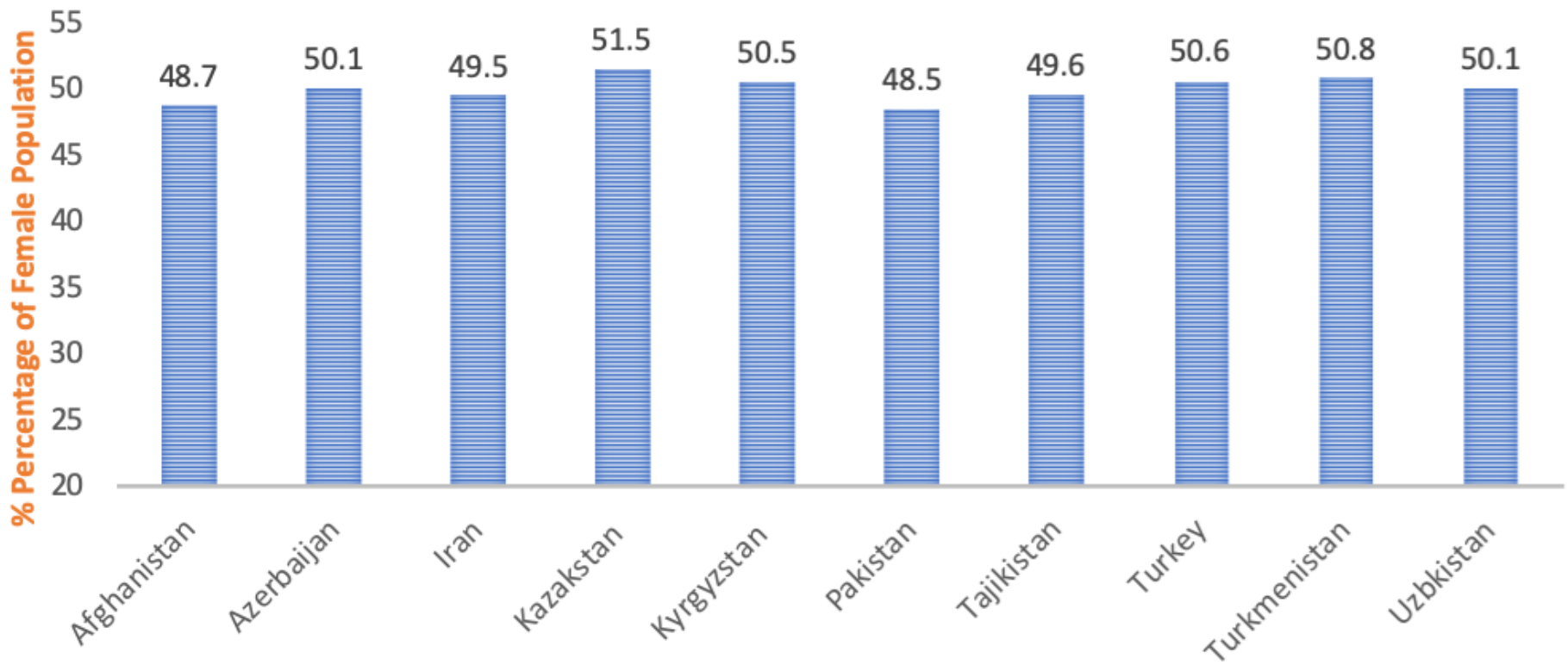
Out-of-School Children- Females

(adolescents, youth of primary & secondary school age)

Indicator	Out-of-school children, adolescents and youth of primary and secondary school age, female (number)						
Time	2013	2014	2015	2016	2017	2018	2019
Country							
Afghanistan
Azerbaijan							
Iran (Islamic Republic of)	53,445	44,963	38,403	14,634	..
Kazakhstan	784,302	743,662	..	612,980	560,954
Kyrgyzstan
Pakistan	..	57,512	46,901	43,671	40,988	36,193	..
Tajikistan	14,192,301	..	12,141,016	11,399,244	11,492,631	10,886,342	..
Turkey
Turkmenistan	768,328	708,863	801,611	876,699	825,507
Uzbekistan
	284,371	266,748	246,105	222,314	203,960

Female Population of ECO Member Countries (% of total)

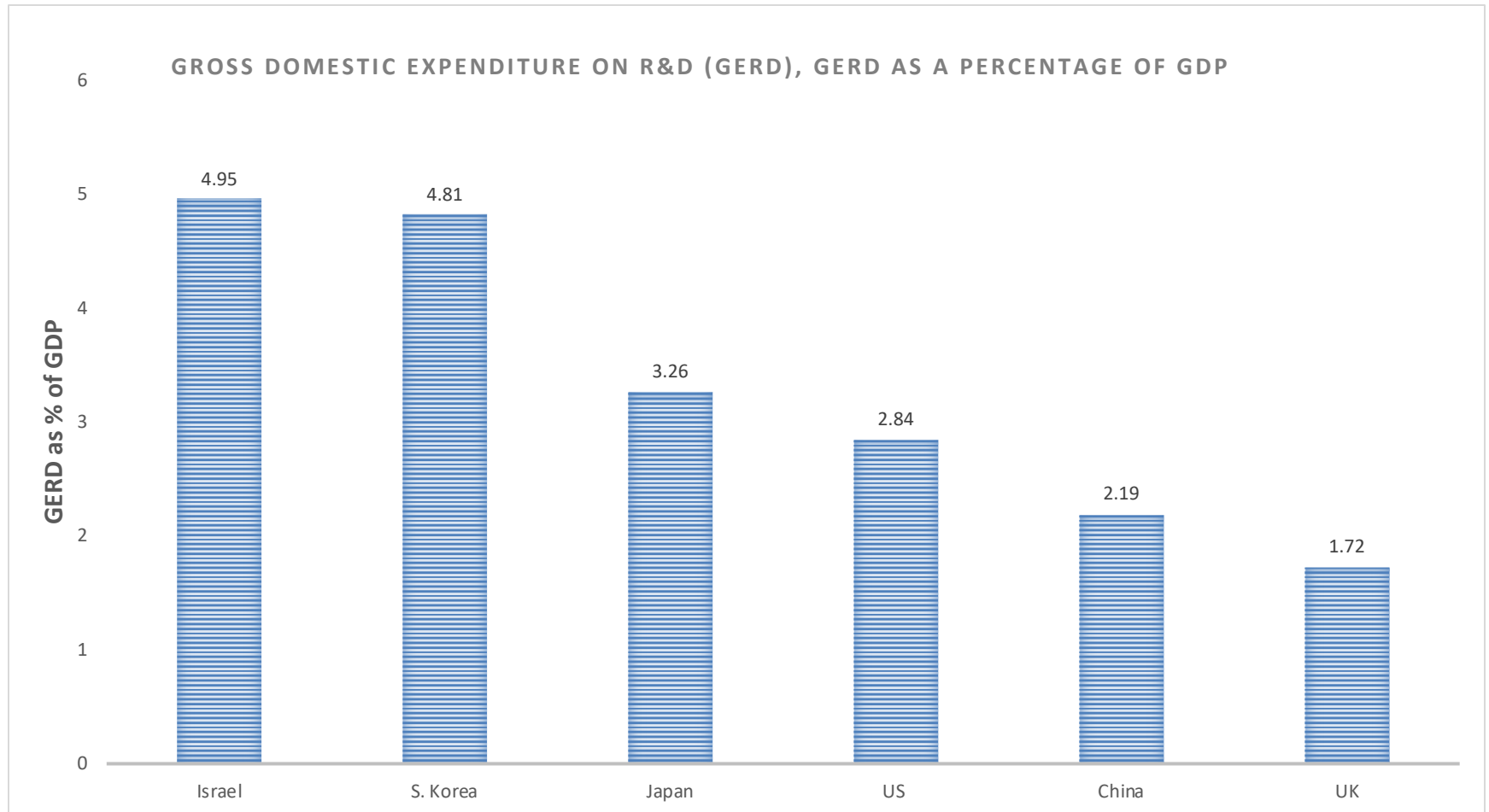
PERCENTAGE OF FEMALE POPULATION IN THE ECO REGION



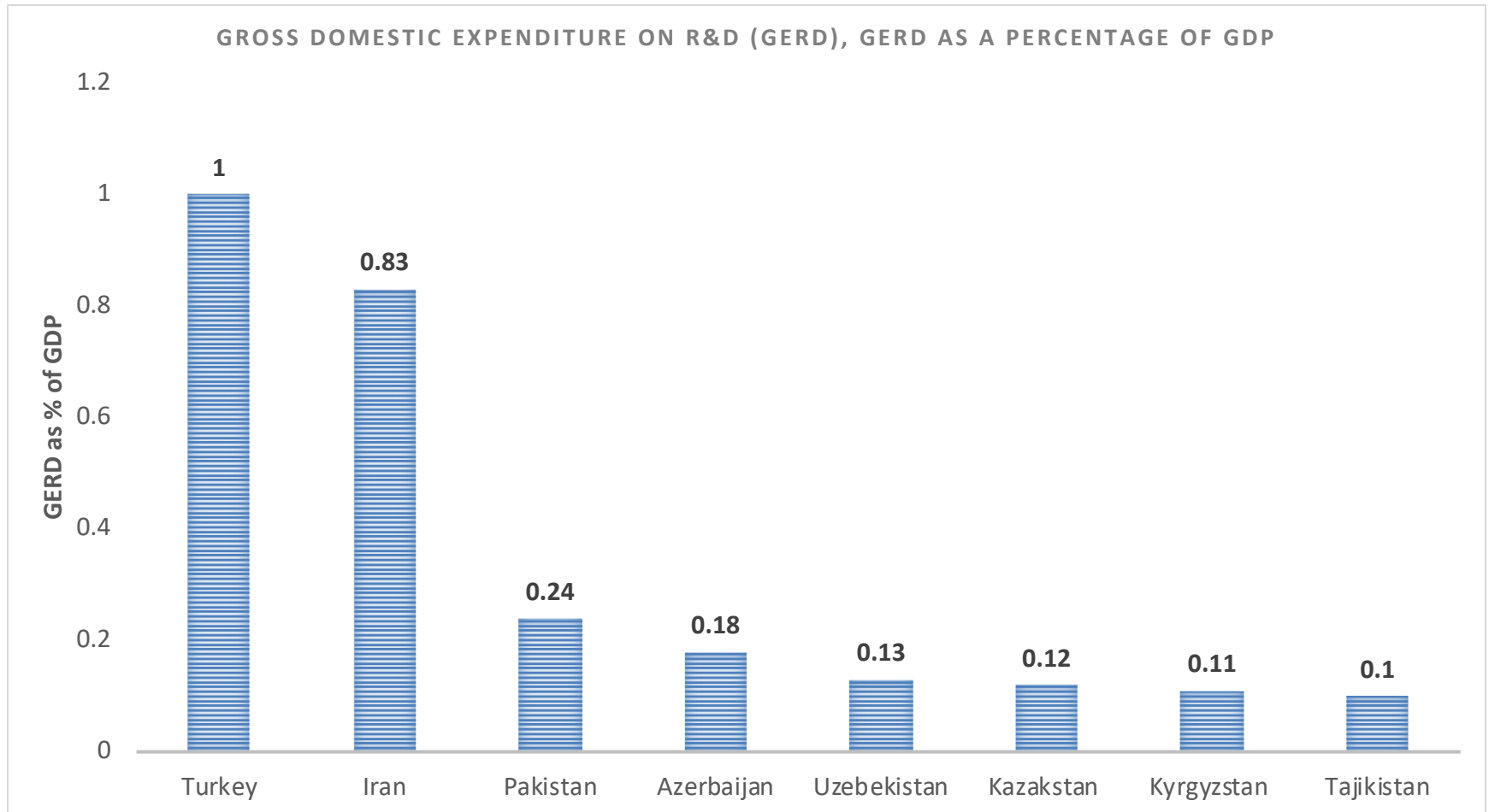
Levels of Investment by Various Countries & Regions

- Regions have been setting their own spending targets: the best-known being the **European Union (EU)** target to raise overall R&D investment to **3% of GDP by 2020**.
- While **OECD average spending on R&D as % of GDP is 2.4%**.
- The African Union has set a target of 1% of GDP invested on R&D.
- A considerable variation in R&D investment (as a percentage of GDP) can be seen across the countries in Central Asia (0.1% to 0.3%), East Asia (0.1% to 4.2%), and South and West Asia (0.1% to 0.6%)
- **Unfortunately, on average ECO Countries spend 0.3% of GDP on R&D** which is much less than most developed economies.
- **Thus, it is important to set realistic target for the ECO region. The reasonable and acceptable level of investment for the ECO Countries on R&D could be at least 1% of GDP**

Countries with Highest Investment on R&D- GERD as % of GDP



R&D spending by the ECO Member Countries- GERD as % of GDP



Government Expenditure on Education as % of GDP

Indicator	Government expenditure on education as a percentage of GDP (%)							
Time	2013	2014	2015	2016	2017	2018	2019	
Country								
Afghanistan	3.45	3.70	3.26	4.23	4.06	
Azerbaijan	2.44	2.63	2.95	2.90	2.47	
Iran (Islamic Republic of)	3.07	2.80	2.80	3.37	3.79	3.96	..	
Kazakhstan	2.79	2.98	2.82	2.75	..	
Kyrgyzstan	6.78	5.53	5.99	6.59	6.03	
Pakistan	2.49	2.47	2.65	3.00	2.90	
Tajikistan	5.23	
Turkey	
Turkmenistan	
Uzbekistan	7.28	6.03	5.79	5.67	5.28	